



Marathon
TEMPESENS

ENGINEERED SOLUTIONS
FOR HEATING CABLES

ISO 9001-2008




SELF REGULATING HEATING CABLE

- SELF REGULATING HEATING CABLE (MTSRH)
- SELF REGULATING HEATING CABLE (LTSRH)
- SELF REGULATING HEATING CABLE (HTSRH)

www.marathonheat.com

F

SELF REGULATING HEATING CABLE (MTRSH)



- 1 Bus wires
- 2 Semi-conductive self regulating matrix
- 3 Inner Jacket
- 4 Copper /Nickle plated copper
- 5 Outer Jacket

Introduction

Marathon Heaters self regulating heating cable provide the most versatility in heat trace design and applications. Constructed of a Semi-conductive heater matrix extruded between parallel bus wires, a self regulating cable adjusts its output to independently respond to ambient temperatures all along its length. As temperatures increase, the heater's resistance increase which lower the output wattage. Conversely, as the temperature decrease, the resistance decreases and the cable produces more heat. So it is no need thermostat in some applications. It will never overheat or burnout even when wrapped by itself(overlapped). It can be cut to any length. So it is a convenient ,easy use and energy saving product

Construction

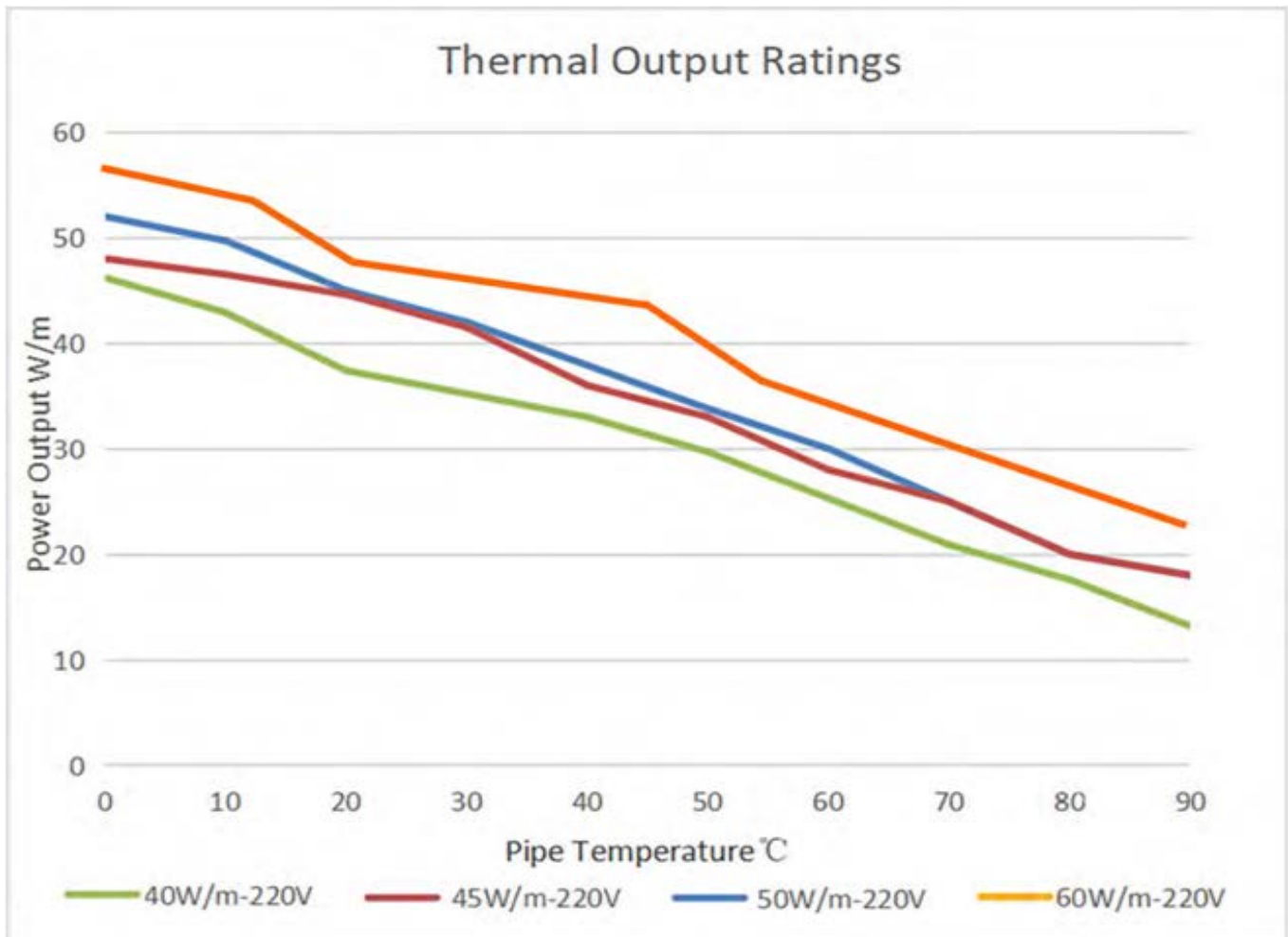
Buswire size	1.3mm ² tinned copper
Heating elements	PTC
Insulation	Polyolefin or Fluoropolymer

Cable Specifications

Output wattage at 10°C	40, 45, 50, 60 W/M
Braiding covering area	Over 85%
Max. maintain temp @ 10°C	105°C
Max. exposure temp.	135°C
Min.installation temp.	-40°C
Bending radius	10 times*cable thickness
Voltage	208-277 V
Insulation color	Grey
Regular size to insulation	11.8*3.4mm-polyolefin insulation 11.6*3.2 Fluoropolymer insulation (Width*Thickness)

SELF REGULATING HEATING CABLE (MTRSRH)


Introduction



Max length(m)vs circuit breaker size

AC220V		Max circuit length(m) vs CB size		
Model	Start-up temp.°C	25A	32A	40A
MTRSRH	10	53	69	86
	0	46	61	74
	-20	41	53	66
	-40	36	48	60

SELF REGULATING HEATING CABLE (LTSRH)



- 1 Bus wires
- 2 Semi-conductive self regulating matrix
- 3 Inner Jacket
- 4 Copper /Nickle plated copper
- 5 Outer Jacket

Introduction

Marathon Heaters self regulating heating cable provide the most versatility in heat trace design and applications. Constructed of a Semi-conductive heater matrix extruded between parallel bus wires, a self regulating cable adjusts its output to independently respond to ambient temperatures all along its length. As temperatures increase, the heater's resistance increase which lower the output wattage. Conversely, as the temperature decrease, the resistance decreases and the cable produces more heat. So it is no need thermostat in some applications. It will never overheat or burnout even when wrapped by itself(overlapped). It can be cut to any length. So it is a convenient, easy use and energy saving product

Construction

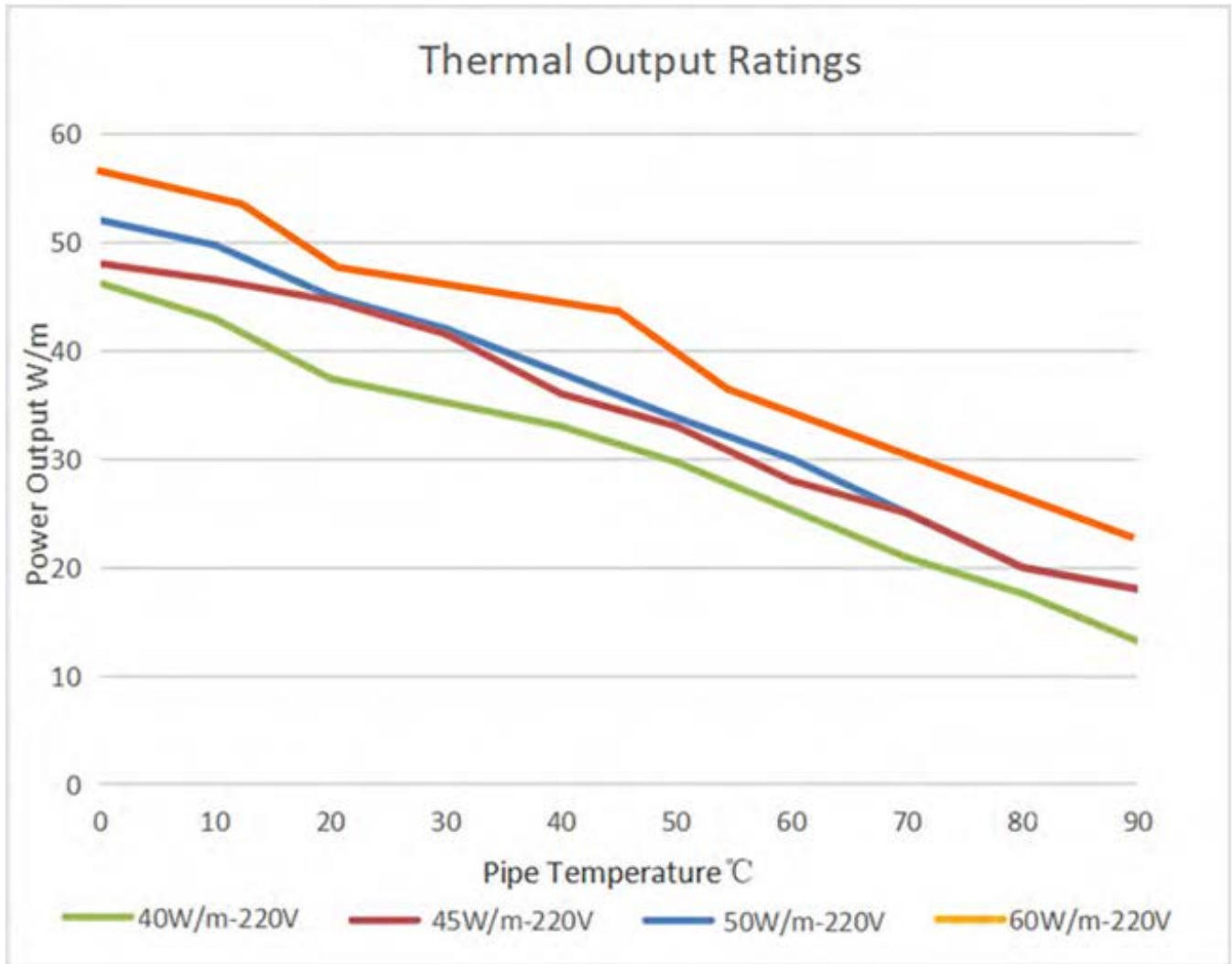
Buswire size	0.9 mm ² /1.3mm ² tinned copper/ NPC
Heating elements	PTC
Insulation	Polyolefin

Cable Specifications

Output wattage at 10°C	10, 15, 25, 30, 35 W/M
Braiding covering area	Over 85%
Max. maintain temp @ 10°C	65°C
Max. exposure temp.	105°C
Min.installation temp.	-40°C
Bending radius	5 times*cable thickness
Voltage	208-277 V
Insulation color	Black
Regular size to insulation	10*4mm (Width*Thickness)

SELF REGULATING HEATING CABLE (LTSRH)


Introduction



Max length(m)vs circuit breaker size

AC220V		Max circuit length(m) vs CB size		
Model	Start-up temp.°C	25A	32A	40A
MTRSH	10	53	69	86
	0	46	61	74
	-20	41	53	66
	-40	36	48	60

SELF REGULATING HEATING CABLE (HTSRH)



- 1 Bus wires
- 2 Semi-conductive self regulating matrix
- 3 Inner Jacket
- 4 Copper /Nickle plated copper
- 5 Outer Jacket

Introduction

Marathon Heaters self regulating heating cable provide the most versatility in heat trace design and applications. Constructed of a Semi-conductive heater matrix extruded between parallel bus wires, a self regulating cable adjusts its output to independently respond to ambient temperatures all along its length. As temperatures increase, the heater's resistance increase which lower the output wattage. Conversely, as the temperature decrease, the resistance decreases and the cable produces more heat. So it is no need thermostat in some applications. It will never overheat or burnout even when wrapped by itself(overlapped). It can be cut to any length. So it is a convenient ,easy use and energy saving product.

Construction

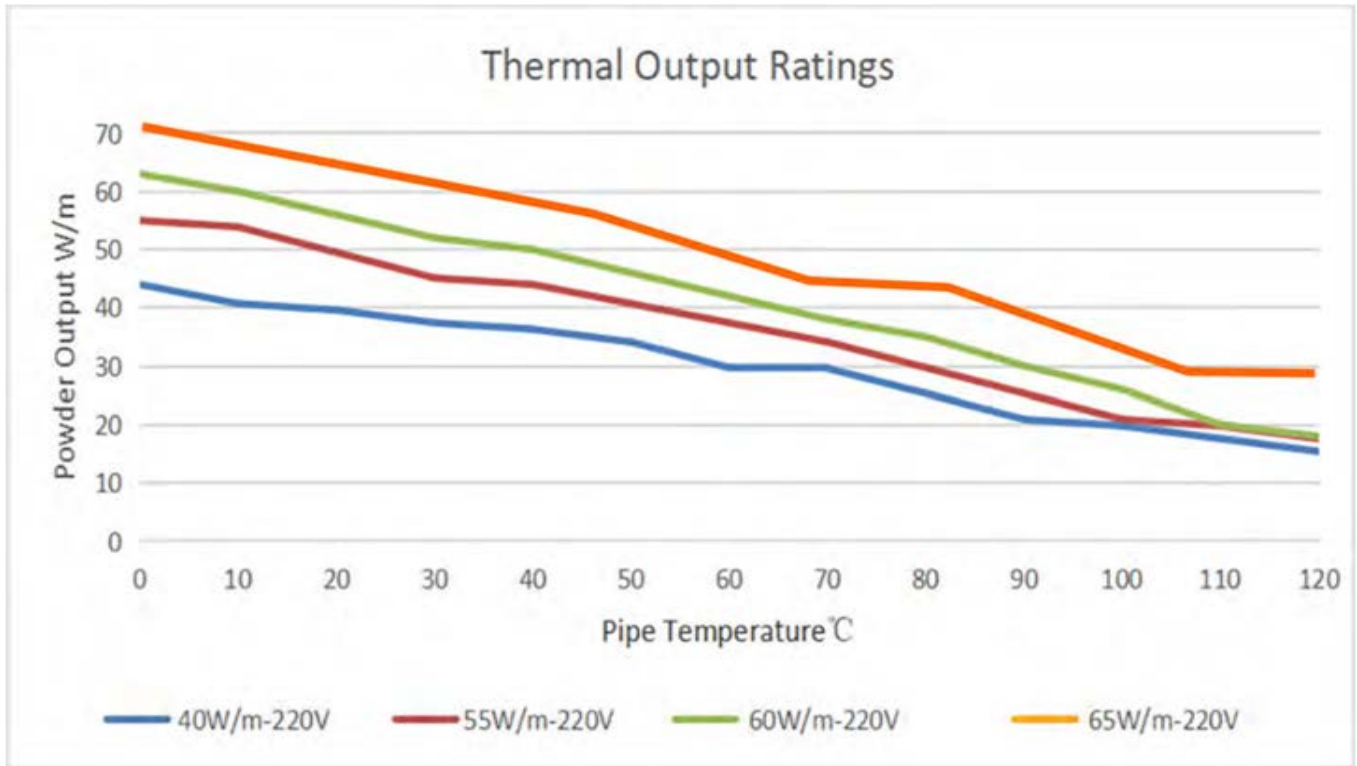
Buswire size	1.5mm ² Nickle copper
Heating elements	Fluoropolymer heating mixture
Insulation	Fluoropolymer/FEP
Braiding	Tinned copper
Out jacket	Fluoropolymer/FEP

Cable Specifications

Output wattage at 10°C	40, 55, 50, 65 W/M
Braiding covering area	Over 85%
Max. maintain temp @ 10°C	135°C
Max. exposure temp.	205°C
Min.installation temp.	-40°C
Bending radius	10 times*cable thickness
Voltage	208-277 V
Insulation color	Dark Grey
Regular size to insulation	9.8*3.3mm (Width*Thickness)

SELF REGULATING HEATING CABLE (HTSRH)

Introduction



Max length(m)vs circuit breaker size

AC220V		Max circuit length(m) vs CB size	
Model	Start-up temp. °C	32A	40A
MTRSH	10	53	66
	0	48	60
	-20	44	55
	-40	39	49